



CRIADO RETRÔ 60

ATENÇÃO/ ATTENTION / ATENCION

VÍDEO DE MONTAGEM DISPONÍVEL NO SITE / ASSEMBLY VIDEO AVAILABLE ON THE SITE
VÍDEO DE MONTAJE DISPONIBLE EN EL SITIO

www.olivar.com.br

DIMENSÕES DO PRODUTO / PRODUCT DIMENSIONS / DIMENSIONS PRODUCT - WxDxH / LxDxA - 425 X 388 X 667 MM

ATENÇÃO/ ATENCION/ ATTENTION

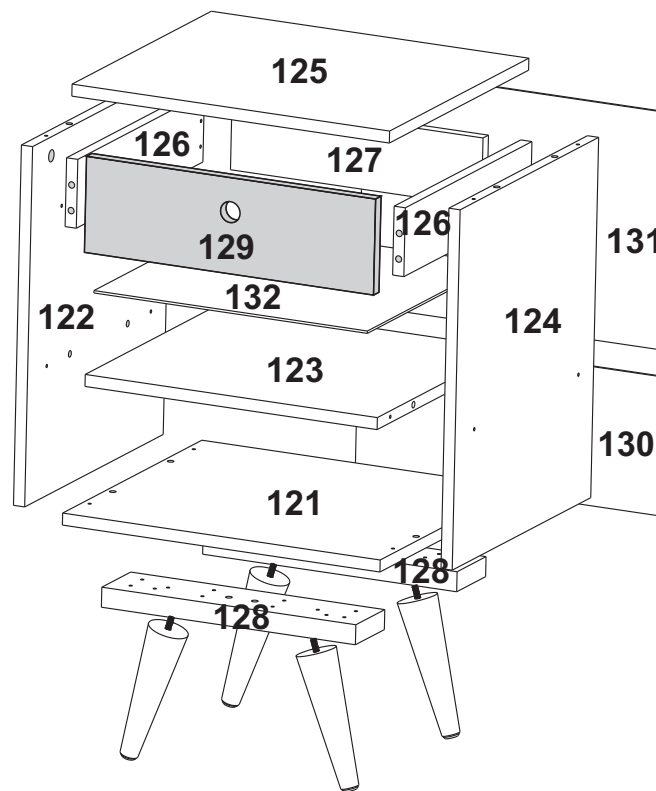
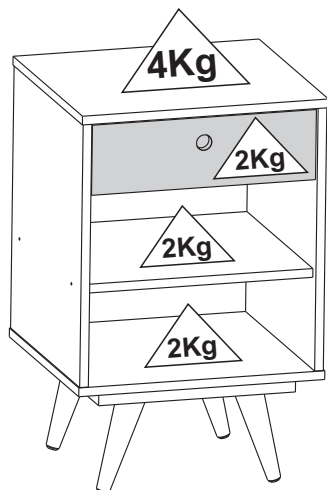
ESTE PRODUTO NÃO PODE SER ARRASTADO.
THIS PRODUCT MUSTNOT BE DRAGGED.
ESTE PRODUCTO NO SE PUEDE ARRASTRAR.

PEÇAS NUMERADAS/ NUMBERED PARTS/ PIEZAS NUMERADAS

EX: 1915X-X 125 (peça/ piece/ pieza number)



Vídeo de Montagem
Assembly video
Video de Montaje



CUIDADOS ESPECIAIS

LIMPEZA- Pano limpo umedecido em água e sabão neutro.
BRILHO- Flanela seca.

SPECIAL CARE

CLEANING-Clean cloth moistened with water and mild soap.
SHINE- Dry cloth.

CUIDADOS ESPECIALES:

LIMPIEZA- Paño limpio humedecido con agua y un jabón suave.
BRIGHT- Flanela seco.

ATENÇÃO / ATTENTION / ATENCION

Nunca utilizar óleos, lustra móveis; produtos abrasivos, saponáceos, esponja de aço e outros.

Never use oils, polish furniture , abrasive products, soaps, steel sponge and others.

Nunca use aceites, pulimentos; abrasivos, jabones, esponja de acero y otros.

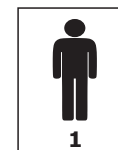
MONTAR O PRODUTO SOBRE A EMBALAGEM,
EVITANDO DANOS NA PINTURA.
ACONSELHAMOS QUE A MONTAGEM DO PRODUTO
SEJA POR UM PROFISSIONAL.

SETUP THE PRODUCT ON TOP OF THE PACKAGING,
DAMAGE TO THE PAINT.
WE RECOMMEND THAT THE INSTALLATION IS DONE BY
A PROFESSIONAL.

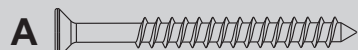
MONTAR EL PRODUCTO EN EL PAQUETE,
EVITAR LESIONES EN PINTURA.
AVISAMOS QUE EL MONTAJE DEL PRODUCTO
SEA UN PROFESIONAL.



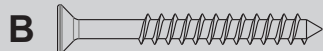
Ferramentas necessárias /Necessary tools / Herramientas Necesarias
(não fornecidas) (not provided) (No proporcionadas)



MEDIDA UTILIZADA EM MM / UNIT MEASURE USED IS MILLIMETERS (MM)



PF / SCREW / TORNILLO
4.0X40(MM) CH (12)



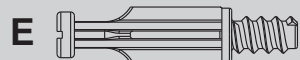
PF / SCREW / TORNILLO
4.0X35 (MM) CH (10)



PF / SCREW / TORNILLO
3.5X14(MM) CH (20)



CAVILHA / WOODEN DOWEL
TARUGO 8X30 (MM) (20)



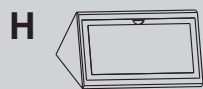
PINO MINIFIX / MINI FIX
SCREW 32 (MM) (04)



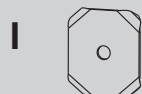
TAMBOR MINIFIX / MINI FIX
ROUND NUT 15 (MM) (04)




TAPA FURO/ HOLER STIKER/
TAPA AGUGERO 8 (MM) (04)



CANTONEIRA / PLASTIC CORNER /
ESQUINA PL 20X20X42 (MM) (02)



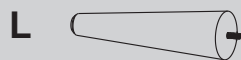
GARRA / JONT METAL
PLATE/ EMBRAGUES (04)



PREGO / NAIL / CLAVO
8X8 (MM) (30)



CORREDIÇA / METÁLLIC SLIDE
CORREDEIRA 350 (MM) (02 PAIR)



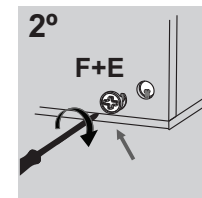
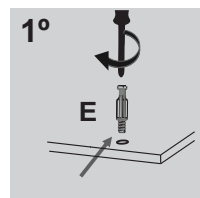
PÉ PALITO C/ HASTE/ WOODEN LEG
WITH STEM / PIES PALLILO MADERA
C/ VARILLA 170(MM) (04)



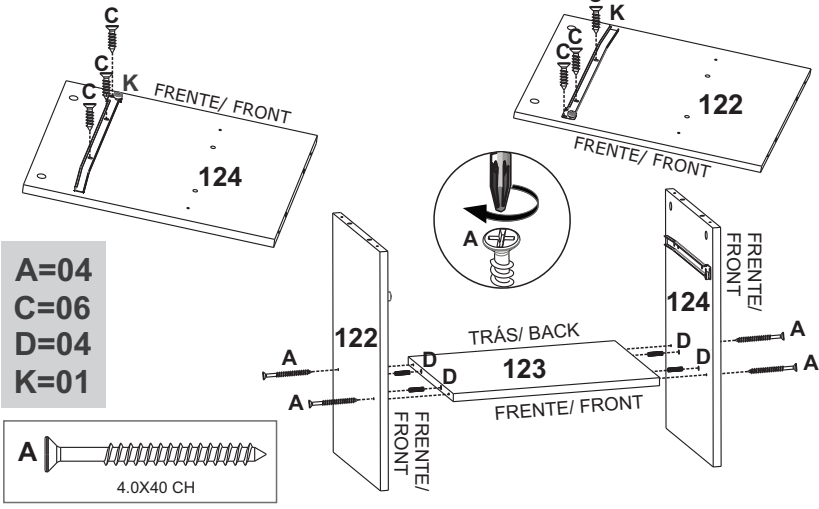
PORCA GARRA/ STEEL CLAW NUT
TURCA GARRA DE ACERO 23MM (04)

ITEM		DESCRIÇÃO DA PEÇAS / DESCRIPTION OF PARTS / UNIT MEASURE USED IS MILLIMETERS (MM)				CORES/ COLORS/ COLORES			
COD. CODE	Nº	NOME/NAME/NOMBRE	MEDIDAS / MEASURES (MM)	TIPO TYPE	QUANT AMOUNT CANTIDAD	BRANCO WHITE BLANCO	TURQ	AMARELO YELLOW AMARILLO	RUSTIK
10126	121	BASE	425X385X15	MDP	01	121/05			121/24
10127	122	LAT. ESQ./ LEFT SIDE/ LADO IZQUIERDO	450X383X15	MDP	01	122/05			122/24
10128	123	PRATELEIRA/ SHELF/ ESTANTE	391X366X15	MDP	01	123/05			123/24
10129	124	LAT. DIR./ RIGHT SIDE./ LADO DERECHO	450X383X15	MDP	01	124/05			124/24
10130	125	TAMPO/ TOP	425X385X15	MDP	01	125/05			125/24
10131	126	LAT.GAV.ESQ.DIR/LEFT/RIGHT DRAW. SIDE/LAD. CAJ.IZQ.DER.	350X86X15	MDP	02	126/05			126/24
10133	127	FRENTE GAVETA/ DRAWER FRONT / FRENTE DEL CÁJON	336X86X15	MDP	01	127/05			127/24
10206	128	REFOR. PÉ/ FOOT REINFORCEMENT/ REFUERZO PIE	340X80X25	MDF	02	128/05			128/24
10134	129	FRENTE GAV./ DRAWER FRONT/ FRENTE DEL CAJÓN	387X120X15	MDF	01	129/21	129/21	129/23	129/24
10135	130	FUNDO TRÁS / BACK / TRASEIRO	410X173X3	TRI	01	130/05			130/24
10136	131	FUNDO TRÁS / BACK / TRASEIRO	410X296X3	TRI	01	131/05			131/24
10137	132	FUNDO GAV. / DRAWER BACKGROUND/ FONDO CÁJON	358X366X3	TRI	01	132/05			132/24
438	A	PF. / Screw / Tornillo 4,0x40(MM) CH			12				
437	B	PF./ Screw / Tornillo 4,0x35(MM)			10				
986	C	PF./ Screw/ Tornillo 3,5x14(MM) CRR			20				
137	D	Cavilha / Wooden Dowel / Tarugo 8x30(MM)			20				
532	E	Pino Minifix / Minifix Screw 32(MM)			04				
508	F	Tambor Minifix / Minifix Round Nut 15(MM)			04				
7687	G	Tapa Furo / Cover Cap 8(MM)			04	BCO			CAFÉ
10006	H	Cantoneira PL/Plast. corner with lid / Esquina PL. 20X20X42(MM)			02	BCO			CAFÉ
911	I	Garra/ Jont Metal Plate/ Embragues			04				
248	J	Prego / Nail / Clavo 8x8(MM)			30				
139	K	Corred./Metallic Slid 350(MM) (01 Pair)			01				
10203	L	Pé Palito Mad. c/ haste/ Wooden Leg 170 (MM) wiht stem/ Pies			04	MEL			
10365		Pallilo Madera c/varilla							CAST
15203	M	Porca Garra de aço/ Steel Claw Nut/ Tuerca de Garra de Acero			04				
		Certif. de Garant./ Warranty Certif.			01				

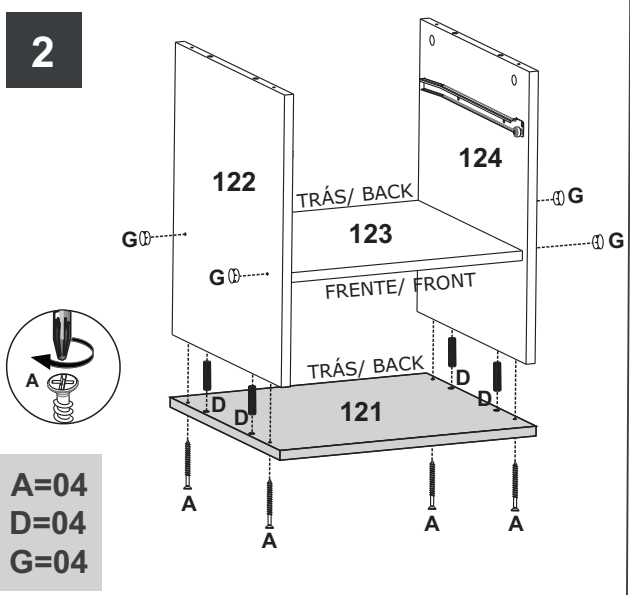
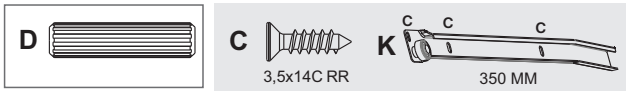
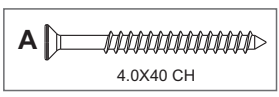
**FIXAR PINO DE MINIFIX, TAMBOR E TAMPA / FIXING THE MINIFIX PIN, DRUM AND MINIFIX COVER
COLOQUE EL PINO E TAMBOR MINIFIX Y LA TAMPA**



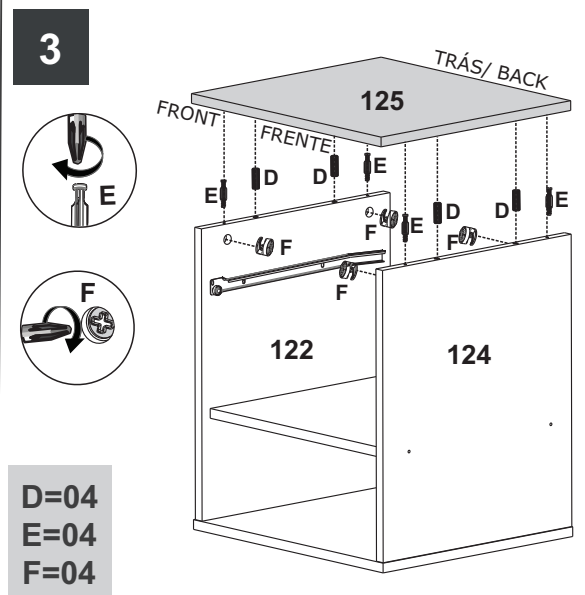
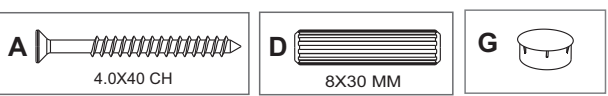
1 Obs: As peças pintadas nos passos são apenas ilustrativas.
The parts painted in the steps are illustrative only.
Las partes pintadas en los pasos son solo ilustrativas.



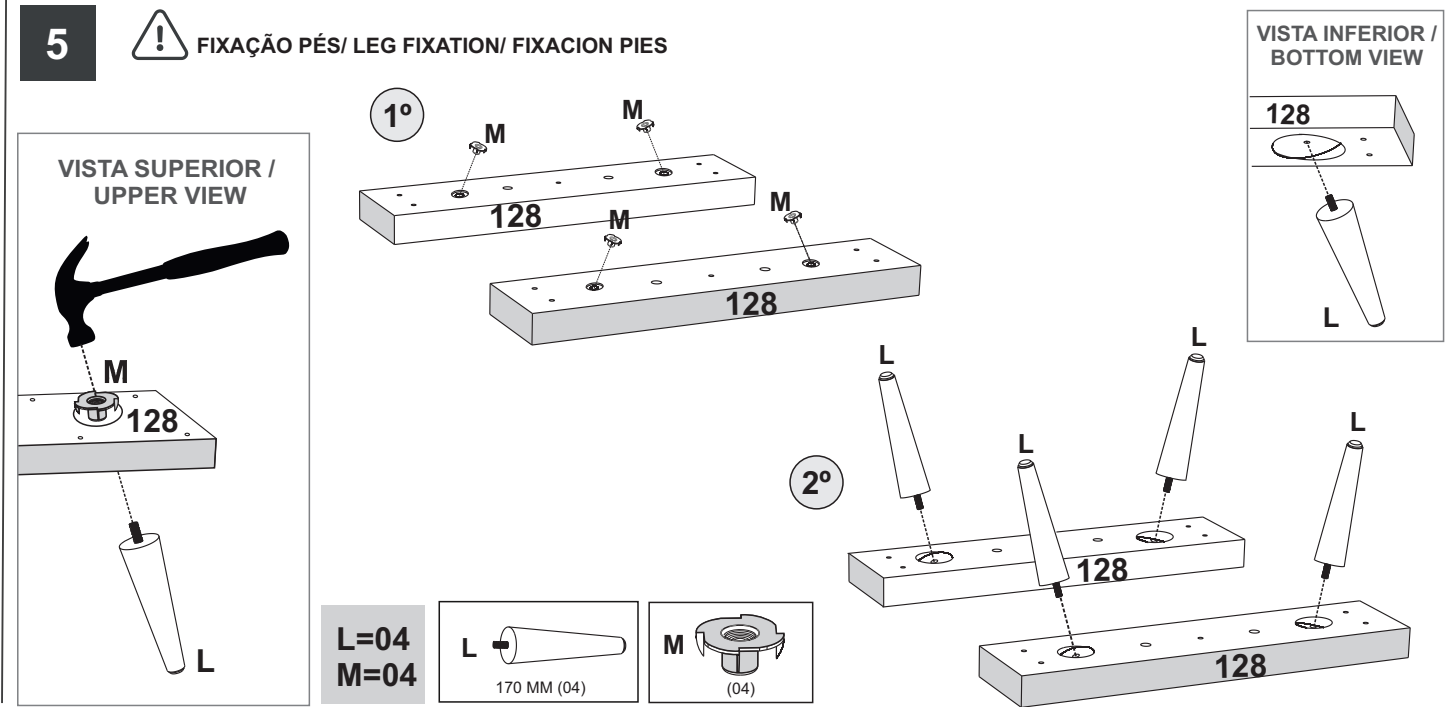
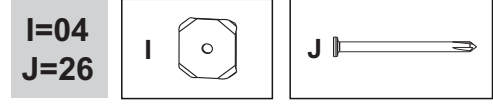
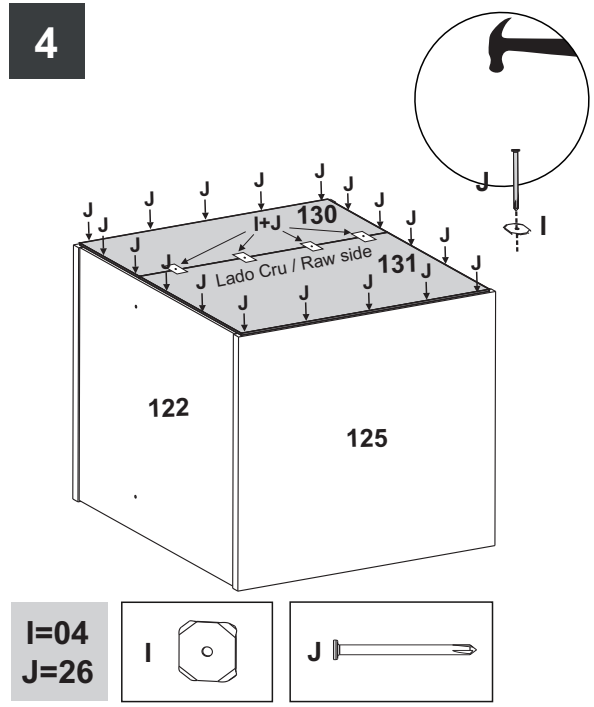
A=04
C=06
D=04
K=01



A=04
D=04
G=04



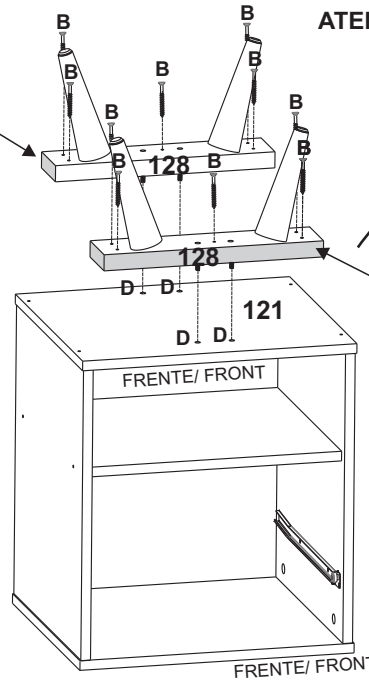
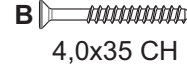
D=04
E=04
F=04



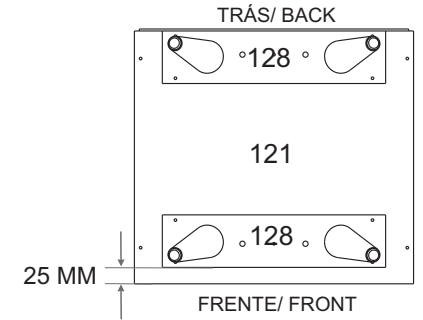
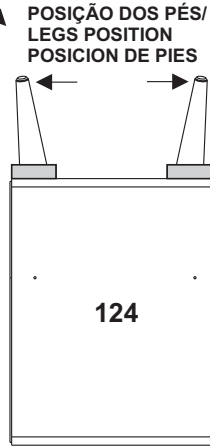
6

borda cor p/ trás/
colorfur edge back
borde color atras

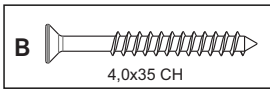
ATENÇÃO/ ATTENTION / ATENCION



borda cor p frente/
fur edge front/
borde color frontal

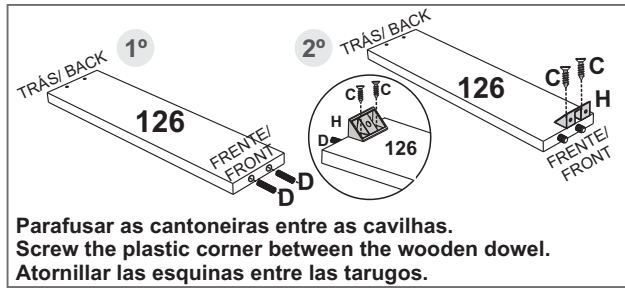


B=10



7

MONTAGEM GAVETA / ASSEMBLY OF THE DRAWER / MONTAJE LE CÁJON



Parafusar as cantoneiras entre as cavilhas.
Screw the plastic corner between the wooden dowel.
Atornillar las esquinas entre las tarugos.

A=04
C=14
D=04
H=02
J=04
K1=01

